

Recommended Retail Price

BFM[®] Standard Range

Connectors • Caps • Covers • Spigots

Contents

Spigots01

Lipped Spigot 01

Seeflex 02

Seeflex O40E02

Seeflex O40AS03

Seeflex O20E04

Seeflex O60ES05

Add-Ons 06

TR (Tool Release)06

TR (Tool Release) Tools06

'Smiley Face' Hole Punch06

Quick Access Port 07

Rings07

Flexi 08

Flexi / Flexi-Light08

Flexi-Earthed09

Teflex 10

Teflex Woven10

Teflex NP Black 11

Teflex NP Opaque 12

LM3 13

LM4 14

FM1 Breather15

Blanking Cap 16

Blanking Bin17

Kevlar Cover 18

Black-out Cover 19

Bulk Bag Loader 20

Spigots

Welds to your pipes to allow snap-in fitting of BFM® connectors



- Available in 304L SS and 316L SS (Hastelloy available on request)
- The spigot design is slightly tapered, so the OD at the top of the tail is 5mm / 1/16" greater than the base
- BFM® spigots are 89mm (3 1/2") in total length - made up of a head of 37mm (1 29/64") and a 'tail' that is 52mm (2") long

PHYSICAL PROPERTIES:

Material	304L SS or 316L SS
Wall Thickness	2.0mm / 5/64"

Note:

- The 'tail' of the spigot can be cut to tailor the perfect fit for your available space (ensure caution is used when welding not to distort spigot head).
- Download the BFM® IG (Installation Gap) Calculator App to ensure correct between spigots before welding or contact your BFM® Distributor for help.



DIA:	Ø100mm		Ø125mm		Ø150mm		Ø200mm		Ø250mm		Ø300mm		Ø350mm		Ø400mm		Ø450mm		Ø500mm		Ø550mm		Ø600mm		Ø650mm	
	Part No:	RRP NZ\$:	Part No:	RRP NZ\$:	Part No:	RRP NZ\$:	Part No:	RRP NZ\$:	Part No:	RRP NZ\$:	Part No:	RRP NZ\$:	Part No:	RRP NZ\$:	Part No:	RRP NZ\$:	Part No:	RRP NZ\$:	Part No:	RRP NZ\$:	Part No:	RRP NZ\$:	Part No:	RRP NZ\$:	Part No:	RRP NZ\$:
304 LSS	20000	207	21287	209	20001	214	20002	232	20003	267	20004	299	20005	337	20006	380	20007	411	20008	476	20009	566	20010	620	20011	645
316 LSS	20020	327	21288	334	20021	375	20022	413	20023	456	20024	520	20025	596	20026	673	20027	811	20028	847	20029	927	20030	950	20031	963

* Ø100mm measured externally (OD), all other Ø measured internally (ID).

DIA:	Ø700mm		Ø750mm		Ø800mm		Ø850mm		Ø900mm		Ø950mm		Ø1,000mm		Ø1,050mm		Ø1,100mm		Ø1,150mm		Ø1,200mm		Ø1,250mm		Ø1,300mm	
	Part No:	RRP NZ\$:	Part No:	RRP NZ\$:	Part No:	RRP NZ\$:	Part No:	RRP NZ\$:	Part No:	RRP NZ\$:	Part No:	RRP NZ\$:	Part No:	RRP NZ\$:	Part No:	RRP NZ\$:	Part No:	RRP NZ\$:	Part No:	RRP NZ\$:	Part No:	RRP NZ\$:	Part No:	RRP NZ\$:	Part No:	RRP NZ\$:
304 LSS	20012	1338	20013	1511	20014	1658	20015	1834	20016	1899	20017	2093	20018	2136	22222	2268	21203	2589	22815	2576	21161	2666	21434	2684	20019	2718
316 LSS	20032	1470	20033	1599	20034	2144	20035	2358	20036	2524	20037	2543	20038	2587	22794	2761	21853	2929	22795	2950	21934	3028	25426	3188	60022	3350

DIA:	Ø1,350mm		Ø1,400mm		Ø1,450mm		Ø1,500mm		Ø1,550mm		Ø1,600mm		Ø1,650mm	
	Part No:	RRP NZ\$:	Part No:	RRP NZ\$:	Part No:	RRP NZ\$:	Part No:	RRP NZ\$:	Part No:	RRP NZ\$:	Part No:	RRP NZ\$:	Part No:	RRP NZ\$:
304 LSS	21435	2751	21436	2783	22223	2939	21125	3106	22802	3236	21012	3754	21121	3775
316 LSS	25406	3527	25427	3675	25432	3879	22317	4096	25428	4274	25429	4452	22007	4982

Tool Release Holes: Spigots can be supplied with standard round tool-release holes pre-drilled or smiley-face tool release holes pre-punched for an additional fee of NZ\$50 per hole. **PLEASE NOTE:** These pre-drilled/punched TR spigots have different part numbers to those shown here.

Lipped Spigot

Allows easy integration with quick-connect, clamped modular tubing/piping systems

To enable a BFM® fitting system to be integrated with 'quick connect' modular tubing/piping, a range of our 304SS spigots are available with a 6mm rolled 'lip'. The lip of the spigot clamps in place with the corresponding modular lip using quick-release clamp systems like Jacob.

DIA:	Ø100mm		Ø150mm		Ø200mm		Ø250mm		Ø300mm		Ø350mm		Ø400mm	
	Part No:	RRP NZ\$:	Part No:	RRP NZ\$:	Part No:	RRP NZ\$:	Part No:	RRP NZ\$:	Part No:	RRP NZ\$:	Part No:	RRP NZ\$:	Part No:	RRP NZ\$:
304 LSS	20039	267	20041	274	20042	292	20043	327	20044	359	20045	397	20046	440



NOTE: a BFM® Lipped Spigot has a 6mm shorter overall height/length of 83mm.

The prices shown above indicate our Recommended Retail Prices (RRP) per spigot - to fit a standard BFM® connector as sealed, flexible connection, you will need two spigots (ie. one top, one bottom).

Seeflex 040E

Strong, resilient, multi-purpose connector

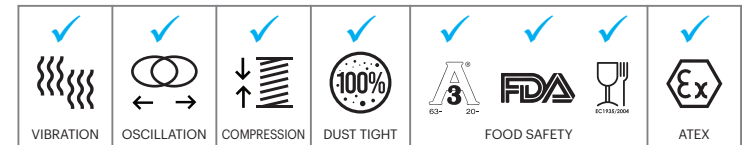


- Used on all types of stationary, vibratory and gyratory sifters, screeners, feeders, bin discharges, hoppers, conveyors, any packing or product handling equipment.
- Superior wear resistance - used in CIP and washing.
- Available as a specially-marked " Wash Sleeve "version (add NZ\$11 to price below).
- Available as Quick Access Port option

Maximum Diameter: 1,650mm
Maximum Length (≤ Ø650mm): 6,000mm
Available with SS Rings? Yes (≤ Ø500mm)
Available with Plastic Rings? Yes
Available as TR (Tool Release) option? Yes (≤ Ø650mm)

PHYSICAL PROPERTIES:

Material	Ether-based thermoplastic polyurethane alloy
Wall Thickness (±10%)	0.9mm / 1/32 inch
Operating Temp Range	-25 to 110°C / -13 to 230°F (surge to 120°C to 248°F)
Surface Resistivity (Ohms)	10 ¹⁰



Additional sizes are available up to 1,650mm diameter.

DIA:	Ø100mm		Ø125mm		Ø150mm		Ø200mm		Ø250mm		Ø300mm		Ø350mm		Ø400mm		Ø450mm		Ø500mm		Ø550mm		Ø600mm		Ø650mm	
LENGTH: (mm)	Part No:	RRP NZ\$:	Part No:	RRP NZ\$:	Part No:	RRP NZ\$:	Part No:	RRP NZ\$:	Part No:	RRP NZ\$:	Part No:	RRP NZ\$:	Part No:	RRP NZ\$:	Part No:	RRP NZ\$:	Part No:	RRP NZ\$:	Part No:	RRP NZ\$:	Part No:	RRP NZ\$:	Part No:	RRP NZ\$:	Part No:	RRP NZ\$:
80	21871	131	22554	147	21756	151	21395	175	21259	200	21969	230	21984	255	22564	312	22566	344	22166	389	22569	402	22573	487	22413	514
100	20050	138	22000	155	20061	160	20072	184	20083	211	20094	243	20105	270	20116	329	20127	362	20138	393	20149	422	20160	513	20171	541
150	20051	143	22001	157	20062	171	20073	191	20084	219	20095	252	20106	281	20117	351	20128	381	20139	395	20150	441	20161	531	20172	563
200	20052	149	22002	166	20063	182	20074	201	20085	231	20096	265	20107	296	20118	360	20129	400	20140	416	20151	464	20162	560	20173	593
250	20053	169	22168	198	20064	207	20075	246	20086	287	20097	323	20108	375	20119	440	20130	508	20141	532	20152	596	20163	699	20174	743
300	20054	182	22247	219	20065	222	20076	266	20087	310	20098	355	20109	406	20120	477	20131	546	20142	571	20153	641	20164	757	20175	804
350	20055	190	22555	234	20066	239	20077	270	20088	362	20099	365	20110	421	20121	525	20132	557	20143	611	20154	652	20165	796	20176	875
400	20056	193	22071	241	20067	238	20078	271	20089	367	20100	367	20111	432	20122	506	20133	586	20144	613	20155	686	20166	800	20177	878
450	20057	211	22556	265	20068	260	20079	312	20090	381	20101	421	20112	465	20123	564	20134	625	20145	680	20156	732	20167	873	20178	933
500	20058	222	22003	268	20069	273	20080	329	20091	427	20102	444	20113	471	20124	594	20135	658	20146	716	20157	770	20168	920	20179	982
550	20059	238	22557	275	20070	282	20081	355	20092	436	20103	463	20114	496	20125	652	20136	737	20147	789	20158	849	20169	1010	20180	1075
600	20060	245	21386	277	20071	284	20082	356	20093	452	20104	470	20115	512	20126	699	20137	783	20148	846	20159	914	20170	1076	20181	1131
650	22552	250	22558	286	21385	303	21208	388	21955	453	21742	504	22562	530	22500	704	22567	788	22170	851	22572	923	22577	1081	22578	1156
700	21278	253	22559	288	21231	319	21569	404	21353	472	22280	505	22563	557	21405	708	22249	790	21262	860	22571	927	22576	1086	22579	1161
750	22553	256	22560	304	21794	322	21560	408	21691	474	22338	510	23005	606	22252	724	22568	832	22506	868	22570	976	22575	1131	22580	1198
800	20570	257	21387	325	20571	323	20572	409	20573	477	20574	537	20575	607	20576	732	20577	848	20578	871	20579	1008	20580	1134	20581	1201
850	24431	308	25562	341	21675	384	21839	453	22874	529	24964	609	24496	619	24771	774	26756	911	26657	947	40695	1104	40696	1187	40697	1276
900	24593	321	28310	356	21943	401	21257	474	21786	549	21282	633	23088	652	21956	812	24320	949	22748	992	40726	1150	22803	1236	40728	1329
950	22855	335	40724	371	22326	418	21607	495	22169	570	22099	657	24424	685	29732	849	21561	987	40725	1037	40727	1196	26267	1285	26453	1382
1000	20590	348	21468	386	20591	436	20592	516	20593	590	20594	680	20595	718	20596	886	20597	1025	20598	1082	20599	1242	20600	1335	20601	1435

The prices shown above indicate our Recommended Retail Prices (RRP). To calculate the cost of a TR version of a connector or to add Rings, please refer to the 'Add-ons' pages.

Seeflex 040AS

Designed to dissipate static, ideal for potentially explosive areas

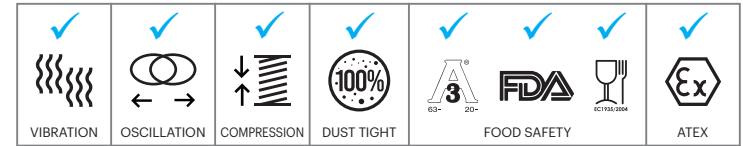


- Transparent, 'anti-static' connector, designed to dissipate static
- Excellent abrasion, chemical and puncture resistance

PHYSICAL PROPERTIES:

Material	Ether-based thermoplastic polyurethane alloy with an anti-static infusion
Wall Thickness (±10%)	0.9mm / 1/32 inch
Operating Temp Range	-25 to 95°C / -13 to 203°F (surge to 100°C to 212°F)
Surface Resistivity (Ohms)	10 ⁸ (very good at dissipating static)

Maximum Diameter:	1,650mm
Maximum Length (≤ Ø650mm):	6,000mm
Available with SS Rings?	Yes (≤ Ø500mm)
Available with Plastic Rings?	Yes
Available as TR (Tool Release) option?	Yes (≤ Ø650mm)



Additional sizes are available up to 1,650mm diameter.

DIA:	Ø100mm		Ø125mm		Ø150mm		Ø200mm		Ø250mm		Ø300mm		Ø350mm		Ø400mm		Ø450mm		Ø500mm		Ø550mm		Ø600mm		Ø650mm	
LENGTH: (mm)	Part No:	RRP NZ\$:	Part No:	RRP NZ\$:	Part No:	RRP NZ\$:	Part No:	RRP NZ\$:	Part No:	RRP NZ\$:	Part No:	RRP NZ\$:	Part No:	RRP NZ\$:	Part No:	RRP NZ\$:	Part No:	RRP NZ\$:	Part No:	RRP NZ\$:	Part No:	RRP NZ\$:	Part No:	RRP NZ\$:	Part No:	RRP NZ\$:
80	70082	163	70098	186	70114	198	70130	223	70146	254	70162	294	70178	326	70194	402	70210	442	70226	512	70242	525	70258	661	70274	672
100	70083	171	70099	196	70115	208	70131	234	70147	267	70163	309	70179	343	70195	422	70211	471	70227	527	70243	552	70259	667	70275	707
150	70084	172	70100	212	70116	231	70132	246	70148	286	70164	330	70180	367	70196	460	70212	510	70228	532	70244	593	70260	713	70276	757
200	70085	184	70101	213	70117	243	70133	254	70149	301	70165	348	70181	387	70197	476	70213	537	70229	561	70245	625	70261	750	70277	796
250	70086	195	70102	231	70118	250	70134	294	70150	348	70166	406	70182	413	70198	537	70214	623	70230	653	70246	736	70262	859	70278	916
300	70087	206	70103	235	70119	263	70135	309	70151	366	70167	427	70183	483	70199	564	70215	655	70231	688	70247	774	70263	904	70279	965
350	70088	215	70104	248	70120	278	70136	316	70152	440	70168	453	70184	501	70200	606	70216	677	70232	745	70248	799	70264	965	70280	1031
400	70089	219	70105	287	70121	283	70137	317	70153	449	70169	471	70185	521	70201	607	70217	712	70233	746	70249	840	70265	968	70281	1035
450	70090	243	70106	312	70122	315	70138	372	70154	505	70170	513	70186	573	70202	671	70218	751	70234	823	70250	889	70266	1056	70282	1131
500	70091	256	70107	332	70123	328	70139	391	70155	530	70171	539	70187	591	70203	706	70219	791	70235	866	70251	936	70267	1112	70283	1190
550	70092	278	70108	339	70124	340	70140	463	70156	557	70172	576	70188	683	70204	789	70220	890	70236	975	70252	1054	70268	1244	70284	1328
600	70093	299	70109	343	70125	344	70141	466	70157	560	70173	583	70189	744	70205	844	70221	960	70237	1070	70253	1146	70269	1326	70285	1375
650	70094	300	70110	350	70126	374	70142	473	70158	561	70174	631	70190	756	70206	877	70222	969	70238	1077	70254	1153	70270	1339	70286	1422
700	70095	307	70111	358	70127	399	70143	484	70159	573	70175	656	70191	763	70207	887	70223	990	70239	1133	70255	1177	70271	1367	70287	1467
750	70096	310	70112	369	70128	408	70144	488	70160	579	70176	678	70192	769	70208	895	70224	1011	70240	1168	70256	1202	70272	1382	70288	1483
800	70097	311	70113	389	70129	405	70145	491	70161	581	70177	683	70193	771	70209	899	70225	1042	70241	1198	70257	1240	70273	1386	70290	1487
850	71021	366	70944	437	70389	461	70352	578	70933	673	71161	783	71162	872	71164	988	71165	1161	71167	1288	71169	1401	71171	1560	71173	1674
900	70805	381	71149	451	70392	479	70488	602	70291	702	71086	817	70587	910	71183	1031	71186	1205	71189	1337	71192	1455	71195	1616	71198	1736
950	71177	395	71178	466	70505	497	70487	626	71179	732	71155	850	71180	949	71184	1074	71187	1249	71190	1386	71193	1508	71196	1673	71199	1798
1000	70795	409	70752	481	70533	515	70379	651	70303	761	70423	884	71182	987	71185	1117	71188	1293	71191	1434	71194	1561	71197	1730	71200	1860

The prices shown above indicate our Recommended Retail Prices (RRP). To calculate the cost of a TR version of a connector or to add Rings, please refer to the 'Add-ons' pages.

Seeflex 020E

Lightweight & flexible, ideal for weigh scale applications




- Transparent, light weight Seeflex media, specifically designed for load and weigh scale type equipment
- Also very good in applications with vertical movement as it is particularly flexible

PHYSICAL PROPERTIES:

Material	Ether-based thermoplastic polyurethane alloy
Wall Thickness (±10%)	0.35mm / 1/64 inch
Operating Temp Range	-25 to 80°C / -13 to 176°F (surge to 100°C to 212°F)
Surface Resistivity (Ohms)	10 ¹⁰

Maximum Diameter:	1,650mm
Maximum Length (≤ Ø650mm):	6,000mm
Available with SS Rings?	On request only
Available with Plastic Rings?	On request only
Available as TR (Tool Release) option?	Yes (≤ Ø650mm)



Additional sizes are available up to 1,650mm diameter.

DIA:	Ø100mm		Ø125mm		Ø150mm		Ø200mm		Ø250mm		Ø300mm		Ø350mm		Ø400mm		Ø450mm		Ø500mm		Ø550mm		Ø600mm		Ø650mm	
LENGTH: (mm)	Part No:	RRP NZ\$:	Part No:	RRP NZ\$:	Part No:	RRP NZ\$:	Part No:	RRP NZ\$:	Part No:	RRP NZ\$:	Part No:	RRP NZ\$:	Part No:	RRP NZ\$:	Part No:	RRP NZ\$:	Part No:	RRP NZ\$:	Part No:	RRP NZ\$:	Part No:	RRP NZ\$:	Part No:	RRP NZ\$:	Part No:	RRP NZ\$:
80	22155	131	22598	147	22610	151	22615	175	22360	200	21680	230	22622	255	22244	312	22646	344	22156	389	22672	402	22243	487	22699	514
100	20789	138	23000	155	20790	160	20791	184	20792	211	20793	243	21360	270	21361	329	21362	362	21363	393	21364	422	21365	513	21366	541
150	20690	143	23001	157	21222	171	21432	191	21317	219	21787	252	22623	281	22548	351	22647	381	22659	395	22673	441	22686	531	22700	563
200	21849	149	23002	166	21438	182	20692	201	20693	231	20694	265	21207	296	20695	360	20696	400	20697	416	20698	464	20699	560	20703	593
250	22425	169	22599	198	21781	207	21997	246	21613	287	21398	323	22624	375	22635	440	22648	508	22660	532	22674	596	22687	699	22701	743
300	21922	182	22342	219	21195	222	21837	266	21194	310	21384	355	22349	406	22636	477	22649	546	22661	571	22675	641	22688	757	22702	804
350	22590	190	22600	234	21882	239	21838	270	21774	362	21408	365	22625	421	22637	525	22650	557	22662	611	22676	652	22689	796	22703	875
400	22491	193	22601	241	21415	238	21308	271	21307	367	21784	367	22626	432	21806	506	22651	586	22063	613	22677	686	22690	800	22704	878
450	22591	211	22602	265	22492	260	22616	312	22316	381	22620	421	22627	465	22638	564	22652	625	22663	680	22678	732	22691	873	22705	933
500	23004	222	22603	268	22216	273	21303	329	21726	427	21915	444	22628	471	22639	594	22653	658	22664	716	22679	770	22692	920	22706	982
550	22592	238	22604	275	22611	282	21321	355	22445	436	21827	463	22629	496	22640	652	21913	737	22665	789	22680	849	22693	1010	22707	1075
600	22593	245	22605	277	21941	284	22040	356	22499	452	22621	470	22630	512	22641	699	22654	783	22666	846	22681	914	22694	1076	22708	1131
650	22594	250	22606	286	21369	303	22336	388	22618	453	21591	504	22631	530	22642	704	22655	788	22667	851	22682	923	22695	1081	22709	1156
700	22595	253	22607	288	22612	319	22104	404	22619	472	21636	505	22632	557	22643	708	22656	790	22668	860	22683	927	22696	1086	22710	1161
750	22596	256	22608	304	22613	322	22617	408	22150	474	21624	510	22633	606	22644	724	22657	832	22669	868	22684	976	22697	1131	22711	1198
800	22597	257	22609	325	22614	323	21714	409	22142	477	21189	537	22634	607	22645	732	22658	848	22670	871	22685	1008	22698	1134	22712	1201
850	29178	308	41568	341	29459	384	24342	453	22315	529	23059	609	24837	619	24839	774	41573	911	26658	947	41581	1104	41585	1187	41588	1276
900	41566	321	41569	356	22077	401	23154	474	23167	549	23168	633	24838	652	24840	812	41574	949	41578	992	41582	1150	41586	1236	41589	1329
950	41567	335	41570	371	24767	418	22034	495	21699	570	40701	657	41571	685	24841	849	41575	987	41579	1037	41583	1196	41587	1285	41590	1382
1000	27031	348	26569	386	40148	436	21448	516	21631	590	21592	680	41572	718	41577	886	41576	1025	41580	1082	41584	1242	22058	1335	41591	1435

The prices shown above indicate our Recommended Retail Prices (RRP). To calculate the cost of a TR version of a connector or to add Rings, please refer to the 'Add-ons' pages.

Seeflex 060ES

Superior strength for over-pressure situations

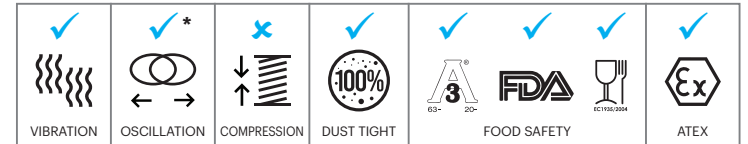


- Pressure-resistant Seeflex 060ES is a semi-transparent connector with an internal polyester scrim
- The internally bonded scrim restricts the Seeflex sleeve from stretching
- For over-pressure situations for continuous pressure up to 1.7 bar

PHYSICAL PROPERTIES:

Material	Seeflex - Ether-based thermoplastic polyurethane alloy with internally bonded polyester scrim
Wall Thickness (±10%)	1.3mm / 1/16 inch
Operating Temp Range:	-25 - 120°C / -13 - 248°F (surge to 140°C / 284°F)

Maximum Diameter:	1,650mm
Maximum Length:	1,000mm
Available with SS Rings?	No
Available with Plastic Rings?	No
Available as TR (Tool Release) option?	Yes (≤ Ø650mm)



* Longer lengths only

Additional sizes are available up to 1,650mm diameter.

DIA:	Ø100mm		Ø125mm		Ø150mm		Ø200mm		Ø250mm		Ø300mm		Ø350mm		Ø400mm		Ø450mm		Ø500mm		Ø550mm		Ø600mm		Ø650mm	
LENGTH: (mm)	Part No:	RRP NZ\$:	Part No:	RRP NZ\$:	Part No:	RRP NZ\$:	Part No:	RRP NZ\$:	Part No:	RRP NZ\$:	Part No:	RRP NZ\$:	Part No:	RRP NZ\$:	Part No:	RRP NZ\$:	Part No:	RRP NZ\$:	Part No:	RRP NZ\$:	Part No:	RRP NZ\$:	Part No:	RRP NZ\$:	Part No:	RRP NZ\$:
80	30763	248	30764	271	30856	297	30869	333	30929	378	30779	431	30780	472	30912	531	30930	578	31109	595	31121	642	31136	735	31151	779
100	30782	248	30806	271	30776	297	30760	333	30748	378	30731	431	30739	472	30836	531	30767	578	30827	595	30837	642	30925	735	31029	779
150	30773	261	30753	286	30746	314	30761	354	30762	402	30769	459	30727	503	30730	566	30790	615	30891	637	30832	687	31137	783	30890	831
200	30788	275	30908	302	30726	331	30729	374	30740	427	30771	486	30766	534	30770	600	30768	653	30732	678	30797	732	30794	831	30755	882
250	30887	288	31045	317	30777	348	30778	395	30818	451	30723	513	30867	565	30781	635	30951	691	30972	719	31122	776	30858	880	31152	934
300	30789	302	30988	332	30803	365	30831	415	30785	475	30819	540	30826	597	30888	669	31096	729	30855	761	30962	821	31138	928	31153	986
350	30933	315	31046	348	31057	382	30843	436	30821	499	30889	568	30913	628	30986	703	31097	767	30859	802	31123	866	30866	976	31154	1037
400	30934	329	31047	363	31058	399	30845	456	31065	523	30744	595	30765	659	31086	738	31098	805	31110	844	31124	910	31139	1024	31155	1089
450	30935	342	30970	379	30917	416	30943	477	30820	547	31073	622	30846	690	30939	772	31099	843	30896	885	31125	955	31140	1073	31156	1141
500	31038	356	31048	394	31012	433	30942	497	30754	571	30931	650	31079	721	31087	807	31100	881	31111	927	31126	1000	31141	1121	31157	1192
550	30857	369	31049	410	30906	450	31060	518	30863	595	30798	677	30904	752	30745	841	31101	919	31112	968	31127	1044	31142	1169	31158	1244
600	30851	383	30910	425	30997	468	30811	538	30828	619	30796	704	30886	784	31088	875	30737	957	31113	1009	31128	1089	31143	1218	31159	1296
650	31039	396	31050	441	30918	485	30909	558	31066	643	31074	732	30847	815	31089	910	31102	995	31114	1051	31129	1134	31144	1266	31160	1348
700	31040	410	31051	456	30919	502	31061	579	31067	667	31075	759	31080	846	31090	944	31103	1033	31115	1092	31130	1178	31145	1314	31161	1399
750	31041	423	31052	472	31059	519	31062	599	31068	691	31076	786	31081	877	31091	979	31104	1071	31116	1134	31131	1223	31146	1362	31162	1451
800	31042	437	31053	487	30860	536	30873	620	31069	715	30932	814	31082	908	31092	1013	31105	1109	31117	1175	31132	1268	31147	1411	31163	1503
850	30861	450	31054	503	30959	553	31063	640	31070	740	31077	841	31083	939	31093	1047	31106	1147	31118	1217	31133	1312	31148	1459	31164	1554
900	31043	464	31055	518	30981	570	30998	661	31071	764	30905	868	31084	971	31094	1082	31107	1185	31119	1258	31134	1357	31149	1507	31165	1606
950	31044	477	31056	533	30944	587	31064	681	31072	788	31078	896	31085	1002	31095	1116	31108	1223	31120	1299	31135	1402	31150	1556	31166	1658
1000	31030	491	31032	549	30772	604	30795	702	30877	812	30949	923	31033	1033	31034	1151	31035	1261	31036	1341	31037	1447	31028	1604	31027	1709

The prices shown above indicate our Recommended Retail Prices (RRP). To calculate the cost of a TR version of a connector or to add Rings, please refer to the 'Add-ons' pages.

TR (Tool Release)

As an added safety option, all BFM® fitting connectors are available in a TR (Tool Release) version which have a firmer snap-band that is virtually impossible to remove by hand. To calculate the price of a TR version of a connector, **simply add the following to the RRP of the standard connector price (based on the Diameter):**

Maximum possible diameter for TR is Ø650mm

DIA:	Ø100mm	Ø125mm	Ø150mm	Ø200mm	Ø250mm	Ø300mm	Ø350mm	Ø400mm	Ø450mm	Ø500mm	Ø550mm	Ø600mm	Ø650mm
	RRP NZ\$:	RRP NZ\$:	RRP NZ\$:	RRP NZ\$:	RRP NZ\$:	RRP NZ\$:	RRP NZ\$:	RRP NZ\$:	RRP NZ\$:	RRP NZ\$:	RRP NZ\$:	RRP NZ\$:	RRP NZ\$:
Surcharge on standard Connector	24	24	28	33	35	40	44	50	97	99	105	110	116

TR (Tool Release) Tools

To remove the TR Connectors, a special BFM® 'TR Tool' is required. Our standard TR Tool option features a rounded end tool and only requires the spigot to have a 6mm hole drilled in the outer most ridge. The 'Smiley Face' tool has an additional level of safety as it is used with a specially shaped hole (see adjacent information).

	Part No:	RRP NZ\$:
Standard Tool Release Tool	304990	80
Smiley Face Tool Release Tool	304991	80



'Smiley Face' Hole Punch

For additional security, and to avoid staff improvising tools to remove connectors, our 'Smiley Face' Tool Release option is a popular choice. There is a special pneumatic 'punch tool' (shown right) that makes the custom-shaped holes. Spigots can be supplied with the holes pre-punched for a small additional charge. Contact your local distributor for more information.

	Part No:	RRP NZ\$:
Smiley Face Hole Punch	10402	P.O.A.



The prices shown above indicate our Recommended Retail Prices (RRP).

Quick Access Port

The Quick Access Port is a removable screw in plug that can be added to the wall of Seeflex O40E and Seeflex O60ES connectors to aid in-line testing/sampling (includes tapered versions).

For minimum 150mm diameter and 150mm length connectors.



	RRP NZ\$:
Surcharge on standard Connector RRP price	396


Rings

Applicable to: Seeflex O40E (including Wash Sleeves and Blanking Socks/Bins). Seeflex O40AS, LM3, LM4, Teflex and Teflex NP.

Anti-collapse rings can be added to help keep the connector walls open. This is particularly useful if operating under vacuum or for longer connectors where there may be the potential for the connector walls to be 'sucked' inwards. Rings are available in stainless steel (to Ø500mm) or plastic (to Ø1,650mm & max operating temperature of 110°C/230°F) and can be added to connectors at least 150mm (5") long if made from the materials listed above (subject maximum applicable diameters).

To calculate the price of a ringed version of a connector, simply add the following price per ring to the RRP of the standard connector price (based on the Diameter):

DIA (mm):	Ø100	Ø125	Ø150	Ø200	Ø250	Ø300	Ø350	Ø400	Ø450	Ø500	Ø550	Ø600	Ø650	Ø700	Ø750	Ø800	Ø850	Ø900	Ø950	Ø1000	
	RRP NZ\$:	RRP NZ\$:	RRP NZ\$:	RRP NZ\$:	RRP NZ\$:	RRP NZ\$:	RRP NZ\$:	RRP NZ\$:	RRP NZ\$:	RRP NZ\$:	RRP NZ\$:	RRP NZ\$:	RRP NZ\$:	RRP NZ\$:	RRP NZ\$:	RRP NZ\$:	RRP NZ\$:	RRP NZ\$:	RRP NZ\$:	RRP NZ\$:	RRP NZ\$:
Stainless Steel Rings	83	88	99	116	121	127	143	154	165	176	N/A	N/A	N/A	N/A	N/A	N/A	N/A	N/A	N/A	N/A	N/A
Plastic Rings	110	121	132	143	154	165	176	182	187	187	187	187	198	264	286	308	341	363	385	418	



- The distance between spigot & rings is 75mm (3") for 150mm long connectors, and 100mm (4") for all others.
- Multiple rings need to be evenly spaced at a minimum of 100mm (4") apart for connectors up to 800mm long inclusive (maximum 4 rings) and 200mm (8") apart for connectors 850mm long and over (maximum 10 rings). Maximum length restrictions apply to certain materials. Refer to our 'Quick Ref Limitations Summary' document for more information.
- The diameter of the steel ring itself is 6mm (¼"), the plastic ring itself is 8mm (⅝") and the 'connector' that joins the plastic ring together is approx. 10mm (⅜").

The prices shown above indicate our Recommended Retail Prices (RRP).

Flexi / Flexi-Light

Lightweight connector with support coil - ideal for bag feeders & filling heads

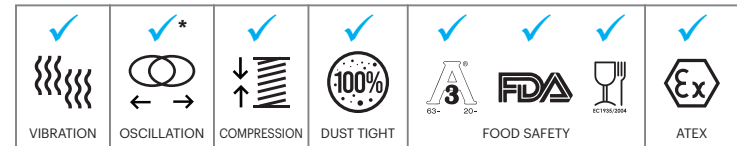


- A lightweight Seeflex connector with an encased 316 stainless steel wire coil to support flex and compression
- Used for bag feeders, filling heads or bulk bag fillers.
- Flexi-Light features a slightly lighter material and wire coil

PHYSICAL PROPERTIES:

Material	Ether-based thermoplastic polyurethane with a 316 stainless steel wire coil	
Wall Thickness (±10%):	FLEXi	0.60mm / 1/32" (Ø100 - 200mm / 4 - 8") 0.70mm / 1/32" (Ø250 - 300mm/10 - 12")
	FLEXI-LIGHT	0.4mm / 1/64"
Wire Coil Diameter	FLEXI	2.6mm / 1/8"
	FLEXI-LIGHT	1.6mm / 1/16"
Operating Temp Range:	- 20 to 85°C / - 4 to 185°F	

Available Diameters:	100mm, 150mm, 200mm, 250mm, 300mm
Minimum Length:	200mm
Maximum Length:	6,000mm
Available as TR (Tool Release) option?	Yes



* Subject to length & movement restrictions.

FLEXI:

DIA:	Ø100mm		Ø150mm		Ø200mm		Ø250mm		Ø300mm	
LENGTH: (mm)	Part No:	RRP NZ\$:	Part No:	RRP NZ\$:	Part No:	RRP NZ\$:	Part No:	RRP NZ\$:	Part No:	RRP NZ\$:
200	25701	765	26152	790	22116	849	25910	1046	21197	1095
250	26905	780	26139	816	22190	888	26000	1092	22938	1150
300	26009	798	25871	834	21623	916	26825	1130	21732	1202
350	26233	812	25898	858	22136	952	26419	1176	23104	1249
400	25877	825	25615	879	23100	987	25789	1219	21765	1302
450	26156	842	25798	910	23101	1019	25836	1265	23099	1354
500	26027	858	25899	923	23102	1053	26415	1305	60023	1408
550	28884	877	25950	945	23103	1087	25790	1334	40277	1463
600	25761	892	26640	969	23087	1121	25791	1364	22757	1517
650	29278	909	28090	992	23111	1158	28503	1414	25207	1569
700	26246	925	26252	1016	24293	1187	26430	1463	25507	1619
750	28883	938	26033	1038	24645	1222	26371	1514	23105	1670
800	25592	956	26358	1060	22392	1256	25720	1563	22793	1727
850	29028	974	25593	1081	24660	1294	26904	1602	22804	1781
900	26525	982	25999	1108	24818	1327	25650	1637	22137	1834
950	26067	998	29970	1134	26681	1360	25668	1680	25671	1887
1000	25927	1013	25928	1161	24334	1392	26581	1736	26866	1939

FLEXI - LIGHT:

DIA:	Ø100mm		Ø150mm		Ø200mm		Ø250mm		Ø300mm	
LENGTH: (mm)	Part No:	RRP NZ\$:	Part No:	RRP NZ\$:	Part No:	RRP NZ\$:	Part No:	RRP NZ\$:	Part No:	RRP NZ\$:
200	28372	730	28279	761	28278	785	28869	948	29260	992
250	29479	745	28201	783	28200	816	29241	987	29736	1040
300	40300	763	28262	805	28264	847	28261	1025	28742	1086
350	40301	783	29077	827	29194	878	29067	1064	28744	1133
400	29565	802	28934	849	28199	909	28877	1102	28743	1179
450	40302	821	28280	871	29259	939	28768	1141	28500	1227
500	28914	839	29157	893	29274	970	29193	1179	29504	1273
550	40303	851	40312	915	29569	1001	40321	1218	28918	1320
600	28856	864	40313	937	29566	1032	28494	1256	29322	1366
650	40304	877	40314	959	29328	1063	40322	1295	40258	1414
700	40305	890	28281	981	40319	1093	28941	1333	40257	1460
750	40306	903	40315	1003	29060	1124	40323	1372	40267	1507
800	40307	916	28552	1025	29641	1155	40324	1410	40329	1553
850	40308	930	40316	1047	40320	1186	40325	1449	29607	1601
900	40309	943	29547	1069	40150	1217	28481	1487	40330	1647
950	40310	956	40317	1091	29966	1249	40326	1526	40331	1694
1000	40311	969	40318	1113	29593	1279	40327	1564	40332	1740

The prices shown above indicate our Recommended Retail Prices (RRP). To calculate the cost of a TR version of a connector, please refer to the 'Add-ons' pages.

Flexi-Earthed

Flexi-connector with support coil & earthing terminal lugs



- A standard Flexi connector with built-in terminal earthing lugs attached to the ends of the wire coil.
- Terminal lugs are designed to be attached to earthing cables to provide maximum electrostatic safety.

PHYSICAL PROPERTIES:

Material	Ether-based thermoplastic polyurethane with a 316 stainless steel wire coil & Ø5mm SS earthing lugs
Wall Thickness (±10%):	0.60mm / 1/32" (Ø100 – 200mm / 4 – 8") 0.70mm / 1/32" (Ø250 – 300mm/10 – 12")
Wire Coil Diameter	2.6mm / 1/64"
Operating Temp Range:	- 20 to 85°C / - 4 to 185°F

Available Diameters:

100mm, 150mm, 200mm,
250mm, 300mm

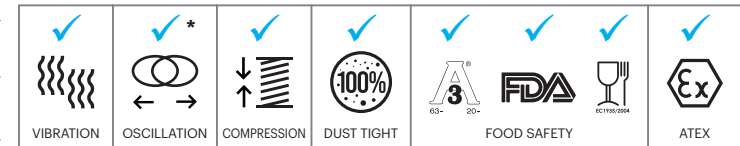
Minimum Length:

250mm

Maximum Length:

6,000mm

Available as TR (Tool Release) option? Yes




* Subject to length and movement restrictions

FLEXI - EARTHED:

DIA:	Ø100mm		Ø150mm		Ø200mm		Ø250mm		Ø300mm	
LENGTH: (mm)	Part No:	RRP NZ\$:	Part No:	RRP NZ\$:	Part No:	RRP NZ\$:	Part No:	RRP NZ\$:	Part No:	RRP NZ\$:
250	29256	857	28795	893	28360	965	28845	1169	28432	1227
300	28825	875	28826	911	28314	993	28412	1207	28872	1279
350	40363	889	40265	935	28741	1029	28448	1253	28875	1326
400	29083	902	28472	956	28864	1064	29017	1296	28519	1379
450	40766	919	29023	987	28345	1096	28701	1342	28471	1431
500	29497	935	28849	1000	28529	1130	28491	1382	28660	1485
550	40298	954	29917	1022	29665	1164	29942	1411	28963	1540
600	40360	969	29551	1046	28833	1198	28359	1441	29321	1594
650	29627	986	40770	1069	29196	1235	40774	1491	40778	1646
700	40767	1002	29197	1093	28848	1264	28897	1540	40779	1696
750	40299	1015	40771	1115	28766	1299	40755	1591	40780	1747
800	29967	1033	29292	1137	28185	1333	29057	1640	40781	1804
850	40768	1051	40772	1158	28501	1371	40775	1679	40782	1858
900	29074	1059	29075	1185	28957	1404	40776	1714	29390	1911
950	40769	1075	29577	1211	40400	1437	40777	1757	40783	1964
1000	29289	1090	40773	1238	28765	1469	28730	1813	28775	2016



Flexi-Earthed Terminal Lugs:



The prices shown above indicate our Recommended Retail Prices (RRP). To calculate the cost of a TR version of a connector, please refer to the 'Add-ons' pages.

BFM® GLOBAL LTD. | To order BFM® fitting products, please contact your local Distributor - you can find them at BFMfitting.com

Teflex Woven

100% woven Polyester - suitable for higher temperatures



- Capable of running at high temperatures – continuously operating at 260°C / 500°F with short term surges at 280°C / 536°F.
- Can be used on products across the full pH scale, i.e. either caustic or acid products will not effect Teflex Woven.

PHYSICAL PROPERTIES:

Material	Woven PTFE	
Weight (±10%)	678g/m ² / 20oz/yd ²	
Operating Temp Range	-40 - 260°C / -40 - 500°F (surge to 280°C / 536°F)	
Air Permeability	(cm ³ /cm ² /sec@125Pa)	(ft ³ /ft ² /min@0.5" wg)
	0.3	0.5

Maximum Diameter: 1,650mm
Maximum Length (≤ Ø650mm): 1,500mm
Available with SS Rings? Yes (≤ Ø500mm)
Available with Plastic Rings?* Yes
Available as TR (Tool Release) option? Yes (≤ Ø650mm)

*to Max. Operating Temp of 110°C / 230°F

VIBRATION	OSCILLATION	COMPRESSION	DUST TIGHT	FOOD SAFETY			ATEX

Additional sizes are available up to 1,650mm diameter.

DIA:	Ø100mm		Ø125mm		Ø150mm		Ø200mm		Ø250mm		Ø300mm		Ø350mm		Ø400mm		Ø450mm		Ø500mm		Ø550mm		Ø600mm		Ø650mm	
LENGTH: (mm)	Part No:	RRP NZ\$:	Part No:	RRP NZ\$:	Part No:	RRP NZ\$:	Part No:	RRP NZ\$:	Part No:	RRP NZ\$:	Part No:	RRP NZ\$:	Part No:	RRP NZ\$:	Part No:	RRP NZ\$:	Part No:	RRP NZ\$:	Part No:	RRP NZ\$:	Part No:	RRP NZ\$:	Part No:	RRP NZ\$:	Part No:	RRP NZ\$:
80	30465	443	40909	476	26659	633	30443	891	25395	1012	30308	1136	25284	1177	30488	1218	31280	1328	26304	1471	31281	1623	31282	2245	31283	2433
100	30079	443	30080	476	30081	633	21507	891	30065	1012	21534	1136	21470	1177	30082	1218	30083	1328	30084	1471	30085	1623	21535	2245	30086	2433
150	30001	492	30056	595	21537	700	21939	897	30063	1056	21928	1229	21505	1301	21637	1517	21926	1708	30311	1904	30312	2060	21927	2420	30310	2761
200	30096	528	30638	630	30061	732	21439	903	30057	1066	20558	1274	21506	1395	20557	1625	20556	1708	30058	1904	30059	2060	21577	2420	30060	2761
250	30186	663	40235	760	21986	861	21341	1078	21473	1300	21475	1529	21471	1723	21472	1956	21492	2179	21474	2413	24847	2649	26300	2847	27083	3078
300	30107	731	30804	842	30103	954	21343	1196	30210	1442	21339	1696	21957	1915	22898	2174	21166	2422	30101	2682	26051	2943	26052	3165	30160	3422
350	28881	798	40910	924	30209	1047	21527	1315	30211	1583	30212	1863	21528	2108	24748	2392	24991	2664	21686	2950	41082	3236	40393	3483	30155	3767
400	40895	866	40911	1006	30176	1140	22357	1433	21558	1725	30280	2030	25171	2300	24749	2610	21627	2907	30223	3219	30224	3530	41103	3801	22011	4112
450	30325	933	40912	1088	26204	1233	22483	1552	24711	1866	30259	2197	29047	2493	21337	2828	21600	3149	29923	3487	41083	3824	28034	4119	28032	4457
500	30605	1000	40913	1170	30392	1326	30273	1670	23150	2008	30366	2364	40976	2685	24297	3047	41013	3392	30196	3755	41084	4118	28035	4437	41119	4801

All BFM[®] fitting connectors comply with 3-A 60-64 Sanitary Fittings

The prices shown above indicate our Recommended Retail Prices (RRP). To calculate the cost of a TR version of a connector or to add Rings, please refer to the 'Add-ons' pages.

Teflex NP Black

PTFE laminate for temperature & chemical extremes



- Non-permeable PTFE laminate that can be used on products across the full pH scale, ie. caustic or acid products will not effect Teflex NP Black
- Capable of running at high and low temperatures
- Designed to dissipate electrical charge - 10⁶Ω

Maximum Diameter: 500mm
Maximum Length: 1,000mm
Available with SS Rings? Yes
Available with Plastic Rings? No
Available as TR (Tool Release) option? Yes

PHYSICAL PROPERTIES:

Material	Pure PTFE
Weight (±10%)	459g/m ² / 13.5oz/yd ²
Operating Temp Range	-73 - 300°C / -99 - 572°F (surge to 316°C / 600°F)
Surface Resistivity (Ohms)	10 ⁶

VIBRATION	OSCILLATION	COMPRESSION	DUST TIGHT	FOOD SAFETY	ATEX

* Expect shorter life-span if used # All BFM fitting connectors comply with 3-A 60-64 Sanitary Fittings

DIA:	Ø100mm		Ø125mm		Ø150mm		Ø200mm		Ø250mm		Ø300mm		Ø350mm		Ø400mm		Ø450mm		Ø500mm	
LENGTH: (mm)	Part No:	RRP NZ\$:	Part No:	RRP NZ\$:	Part No:	RRP NZ\$:	Part No:	RRP NZ\$:	Part No:	RRP NZ\$:	Part No:	RRP NZ\$:	Part No:	RRP NZ\$:	Part No:	RRP NZ\$:	Part No:	RRP NZ\$:	Part No:	RRP NZ\$:
80	41175	399	41176	429	29938	536	29859	712	29858	844	29631	955	41296	1059	29820	1096	41297	1195	41313	1324
100	40873	399	41060	429	29093	536	29041	712	29043	844	29042	955	29787	1059	29531	1096	29532	1195	29816	1324
150	41042	443	41061	536	29106	587	29124	734	29133	870	29087	981	29788	1171	29506	1365	41298	1537	29844	1714
200	41043	475	41062	567	29108	613	28819	749	29135	888	28718	1033	29552	1255	29501	1462	29510	1537	40152	1714
250	41044	597	41063	684	29127	717	29071	1009	29137	1190	29147	1346	29927	1550	29489	1760	29760	1961	41314	2172
300	41045	658	41064	758	29129	796	29078	1062	29144	1253	29080	1476	29763	1724	29845	1957	41299	2179	41295	2414
350	41046	718	41065	832	41179	942	29629	1183	41253	1425	29800	1677	29910	1897	41282	2153	41300	2398	29924	2655
400	41047	779	41066	906	29601	1026	29757	1290	29936	1552	40657	1827	40764	2070	41283	2349	41301	2616	29925	2897
450	41048	840	41067	979	29602	1109	29535	1397	40188	1679	40658	1978	40765	2243	29511	2546	40337	2834	29926	3138
500	41049	900	41068	1053	40174	1193	29852	1503	29630	1807	29930	2128	41271	2417	29513	2742	41302	3052	41315	3380
550	41050	961	41069	1127	41180	1277	41247	1610	29937	1934	41261	2278	41272	2590	41284	2938	41303	3271	41316	3621
600	41051	1022	41070	1201	41181	1360	40269	1716	40232	2061	41262	2429	41273	2763	41285	3135	41304	3489	41317	3863
650	41052	1082	41071	1275	41241	1444	41248	1823	41254	2189	41263	2579	41274	2936	41286	3331	41305	3707	41318	4105
700	41053	1143	41072	1348	41242	1527	41249	1930	41255	2316	41264	2729	41276	3110	41287	3527	41306	3925	41319	4346
750	41054	1204	41073	1422	41243	1611	41250	2036	41256	2443	41265	2880	41277	3283	41288	3724	41307	4144	41320	4588
800	41055	1264	41074	1496	40355	1694	40872	2143	41257	2571	41266	3030	41278	3456	41289	3920	41308	4362	41321	4829
850	41056	1325	41075	1570	41244	1778	41251	2249	41258	2698	41267	3180	41279	3629	41290	4116	41309	4580	41322	5071
900	41057	1386	41076	1644	41245	1861	40663	2356	41259	2825	41268	3331	41280	3803	41291	4313	41310	4798	41323	5312
950	41058	1446	41077	1717	41246	1945	41252	2463	41260	2953	41269	3481	41281	3976	41292	4509	41311	5016	41324	5554
1000	41059	1507	41078	1791	29972	2029	40346	2569	40133	3080	40343	3632	41293	4149	41294	4705	41312	5235	41325	5795



The prices shown above indicate our Recommended Retail Prices (RRP). To calculate the cost of a TR version of a connector or to add Rings, please refer to the 'Add-ons' pages.

Teflex NP Opaque

Semi-transparent PTFE laminate for temperature & chemical extremes



- Non-permeable PTFE laminate that can be used on products across the full pH scale, ie. caustic or acid products will not effect Teflex NP Opaque
- Capable of running at high and low temperatures
- Semi-transparent to allow product-flow visibility

Maximum Diameter: 500mm
Maximum Length: 1,000mm
Available with SS Rings? Yes
Available with Plastic Rings? No
Available as TR (Tool Release) option? Yes

PHYSICAL PROPERTIES:

Material	Pure PTFE
Weight (±10%)	459g/m ² / 13.5oz/yd ²
Operating Temp Range	-73 - 300°C / -99 - 572°F (surge to 316°C / 600°F)
Surface Resistivity (Ohms)	Insulative

VIBRATION	OSCILLATION	COMPRESSION	DUST TIGHT	FOOD SAFETY	ATEX

* Expect shorter life-span if used # All BFM[®] fitting connectors comply with 3-A 60-64 Sanitary Fittings

DIA:	Ø100mm		Ø125mm		Ø150mm		Ø200mm		Ø250mm		Ø300mm		Ø350mm		Ø400mm		Ø450mm		Ø500mm	
LENGTH: (mm)	Part No:	RRP NZ\$:	Part No:	RRP NZ\$:	Part No:	RRP NZ\$:	Part No:	RRP NZ\$:	Part No:	RRP NZ\$:	Part No:	RRP NZ\$:	Part No:	RRP NZ\$:	Part No:	RRP NZ\$:	Part No:	RRP NZ\$:	Part No:	RRP NZ\$:
80	41177	399	41178	429	29900	536	40250	712	41356	844	40247	955	40252	1059	41396	1096	41412	1195	40749	1324
100	41137	399	41156	429	40649	536	29934	712	29687	844	40256	955	40248	1059	40630	1096	41413	1195	40251	1324
150	41138	443	41157	536	29861	587	29933	734	29943	870	40246	981	41381	1171	40661	1365	41414	1537	41430	1714
200	41139	475	41158	567	40249	613	29905	749	40270	888	29751	1033	40245	1255	40852	1462	29963	1537	41431	1714
250	41140	597	41159	684	40639	717	29866	1009	41357	1190	29850	1346	41009	1550	41397	1760	29907	1961	40638	2172
300	41141	658	41160	758	29929	796	29847	1062	29848	1253	29849	1476	29906	1724	29846	1957	41415	2179	41432	2414
350	41142	718	41161	832	41328	942	41343	1183	41007	1425	41008	1677	41382	1897	41398	2153	41416	2398	41433	2655
400	41143	779	41162	906	29904	1026	40746	1290	41358	1552	40832	1827	41383	2070	41399	2349	41417	2616	41434	2897
450	41144	840	41163	979	41329	1109	41344	1397	41359	1679	41370	1978	41384	2243	41400	2546	41418	2834	41435	3138
500	41145	900	41164	1053	41330	1193	40874	1503	41360	1807	41371	2128	41385	2417	41401	2742	41419	3052	41436	3380
550	41146	961	41165	1127	41331	1277	41345	1610	41361	1934	41372	2278	41386	2590	41402	2938	41420	3271	41437	3621
600	41147	1022	41166	1201	41332	1360	41346	1716	41362	2061	40888	2429	41387	2763	41403	3135	41421	3489	41438	3863
650	41148	1082	41167	1275	41333	1444	41347	1823	41363	2189	41373	2579	41388	2936	41404	3331	41422	3707	41439	4105
700	41149	1143	41168	1348	41334	1527	41348	1930	41364	2316	41374	2729	41389	3110	41405	3527	41423	3925	41440	4346
750	41150	1204	41169	1422	41335	1611	41349	2036	41365	2443	41375	2880	41390	3283	41406	3724	41424	4144	41441	4588
800	41151	1264	41170	1496	41336	1694	40875	2143	41366	2571	41376	3030	41391	3456	41407	3920	41425	4362	41442	4829
850	41152	1325	41171	1570	41337	1778	41352	2249	41367	2698	41377	3180	41392	3629	41408	4116	41426	4580	41443	5071
900	41153	1386	41172	1644	41338	1861	41353	2356	41368	2825	41378	3331	41393	3803	41409	4313	41427	4798	41444	5312
950	41154	1446	41173	1717	41339	1945	41354	2463	41369	2953	41379	3481	41394	3976	41410	4509	41428	5016	41445	5554
1000	41155	1507	41174	1791	41342	2029	41355	2569	40351	3080	41380	3632	41395	4149	41411	4705	41429	5235	41446	5795

The prices shown above indicate our Recommended Retail Prices (RRP). To calculate the cost of a TR version of a connector or to add Rings, please refer to the 'Add-ons' pages.

LM3

100% Woven polypropylene - breathable & suitable for low temperatures

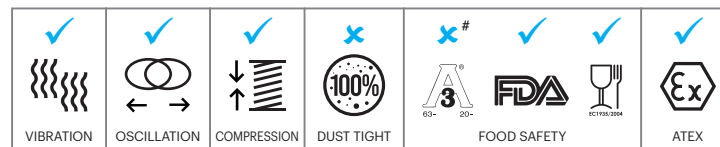


- Ideal for low temperature environments (down to -70°C/-94°F)
- Perfect for food processing, especially when some breathability is required to alleviate pressure.

PHYSICAL PROPERTIES:

Material	100% woven polypropylene	
Weight (±10%)	295g/m ² / 8.7oz/yd ²	
Operating Temp. Range	-70 to 94°C / -94 to 201°F (surge to 107°C / 225°F)	
Air Permeability	cm ³ /cm ² /sec@125Pa	ft ³ /ft ² /min@0.5" wg
	13	25

Maximum Diameter:	1,650mm
Maximum Length (≤ Ø650mm):	1,500mm
Available with SS Rings?	Yes (≤ Ø500mm)
Available with Plastic Rings?	Yes
Available as TR (Tool Release) option?	Yes (≤ Ø650mm)



All BFM® fitting connectors comply with 3-A 60-64 Sanitary Fittings
Additional sizes are available up to 1,650mm diameter.

DIA:	Ø100mm		Ø125mm		Ø150mm		Ø200mm		Ø250mm		Ø300mm		Ø350mm		Ø400mm		Ø450mm		Ø500mm		Ø550mm		Ø600mm		Ø650mm	
LENGTH: (mm)	Part No:	RRP NZ\$:	Part No:	RRP NZ\$:	Part No:	RRP NZ\$:	Part No:	RRP NZ\$:	Part No:	RRP NZ\$:	Part No:	RRP NZ\$:	Part No:	RRP NZ\$:	Part No:	RRP NZ\$:	Part No:	RRP NZ\$:	Part No:	RRP NZ\$:	Part No:	RRP NZ\$:	Part No:	RRP NZ\$:	Part No:	RRP NZ\$:
80	50671	119	51087	124	50768	130	50670	146	50709	160	50623	168	51206	191	51227	205	51248	228	51274	263	51298	283	51327	299	51355	316
100	50602	119	50522	124	50539	130	50520	146	50540	160	50541	168	50542	191	50543	205	50544	228	50603	263	50647	283	51328	299	50707	316
150	50628	122	50672	125	50521	131	50546	147	50665	161	50622	177	51207	193	50669	208	51619	229	50604	267	51299	284	50777	303	51356	321
200	50701	139	51088	143	25277	150	50519	150	50532	164	50552	186	50715	198	50553	220	50783	238	50605	274	51300	293	51329	311	51357	331
250	50710	144	51089	150	50594	157	50626	179	50627	201	50625	217	50789	240	50711	277	51249	308	50780	341	51301	413	51330	433	51358	453
300	30751	150	50751	156	26870	164	26871	187	25275	210	50644	227	50645	251	51476	289	51250	320	50613	354	51302	425	51331	447	51359	468
350	51066	156	51090	163	51139	172	50641	195	25276	219	50723	237	50747	261	51753	300	51251	332	51275	367	51303	437	51332	460	51360	482
400	51067	162	50750	170	50722	179	50759	203	50754	227	25296	247	50767	272	51228	312	51252	344	26701	381	51304	450	51333	474	51361	497
450	50525	168	50752	176	50535	186	50736	211	50746	236	26837	257	51057	283	26838	323	51253	356	51276	394	51305	462	50656	487	51362	511
500	50526	173	51091	183	50634	194	50635	218	26921	245	26923	267	51208	294	51754	335	51254	368	51277	407	51306	474	51334	500	51363	526
550	51068	179	51092	190	51140	201	51154	226	51171	253	51188	277	51209	304	51229	346	51255	380	51278	420	51307	487	51335	514	51364	541
600	51138	185	51093	196	50776	208	50774	234	50708	262	50652	287	50787	315	51230	358	51256	391	51279	434	51308	499	51336	527	51365	555
650	51069	191	51094	203	51141	216	51155	242	51172	271	51189	297	51210	326	51231	369	51257	403	51280	447	51309	511	51337	540	51366	570
700	51070	197	51095	210	51142	223	50779	250	51173	279	51190	307	51211	337	51232	381	51258	415	51281	460	51310	524	51338	554	51367	584
750	51071	202	51096	217	51143	231	51156	258	51174	288	51191	317	51212	348	50705	392	50706	427	51282	473	51311	536	51339	567	51368	599
800	51072	208	51097	223	51755	238	50775	265	50712	297	51192	327	51213	358	51233	404	51259	439	51283	487	51312	549	51340	581	51369	613
850	51073	214	51098	230	51144	245	51157	273	51175	305	51193	337	51214	369	51234	415	51260	451	51284	500	51313	561	51341	594	51370	628
900	51074	220	51099	237	51145	253	51158	281	51176	314	51194	347	51752	380	51235	426	51261	463	51285	513	51314	573	51342	607	51371	643
950	51075	226	51100	243	51146	260	51159	289	51177	323	51195	357	51215	391	51236	438	51262	475	51286	526	51315	586	51343	621	51372	657
1000	51076	231	51101	250	51487	267	51160	297	26922	331	50655	367	51216	402	51237	449	51263	487	51287	540	51316	598	51344	634	51373	672

The prices shown above indicate our Recommended Retail Prices (RRP). To calculate the cost of a TR version of a connector or to add Rings, please refer to the 'Add-ons' pages.

LM4

100% woven Polyester - suitable for higher temperatures



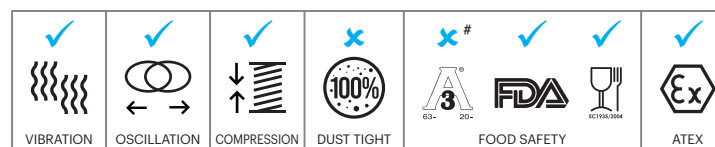
- Used for higher temperature environments (up to 130°C / 266°F).
- Ideal for use where air needs to be vented through the walls of the flexible connector.

PHYSICAL PROPERTIES:

Material	100% woven polyester fibre	
Weight (±10%)	393g/m ² / 11.6oz/yd ²	
Operating Temp Range	-40 - 130°C / -40 - 266°F (surge to 150°C / 302°F)	
Air Permeability	(cm ³ /cm ² /sec@125Pa)	(ft ³ /ft ² /min@0.5" wg)
	0.4	0.8

Maximum Diameter:	1,650mm
Maximum Length (≤ Ø650mm):	1,500mm
Available with SS Rings?	Yes (≤ Ø500mm)
Available with Plastic Rings?*	Yes
Available as TR (Tool Release) option?	Yes (≤ Ø650mm)

*to Max. Operating Temp of 110°C / 230° F



#All BFM® fitting connectors comply with 3-A 60-64 Sanitary Fittings

Additional sizes are available up to 1,650mm diameter.

DIA:	Ø100mm		Ø125mm		Ø150mm		Ø200mm		Ø250mm		Ø300mm		Ø350mm		Ø400mm		Ø450mm		Ø500mm		Ø550mm		Ø600mm		Ø650mm	
LENGTH: (mm)	Part No:	RRP NZ\$:	Part No:	RRP NZ\$:	Part No:	RRP NZ\$:	Part No:	RRP NZ\$:	Part No:	RRP NZ\$:	Part No:	RRP NZ\$:	Part No:	RRP NZ\$:	Part No:	RRP NZ\$:	Part No:	RRP NZ\$:	Part No:	RRP NZ\$:	Part No:	RRP NZ\$:	Part No:	RRP NZ\$:	Part No:	RRP NZ\$:
80	26101	119	41664	124	50506	131	26344	146	50507	160	26239	168	29840	191	26262	205	21453	228	26305	263	41665	283	41666	299	41667	316
100	20900	119	51000	124	20901	131	20902	146	20903	160	20904	168	20905	191	20906	205	20907	228	20908	263	20909	283	20910	299	20911	316
150	20509	122	51001	125	19569	130	50009	147	50014	161	50015	177	50406	193	22089	208	50424	229	50425	267	50426	284	50427	303	50428	321
200	20912	139	51002	143	21847	150	19399	150	20510	164	20511	186	20512	198	20483	220	20513	238	20514	274	20515	293	20516	311	20517	331
250	25238	144	50140	150	21987	157	21477	179	21614	201	21812	217	22897	240	21622	277	22927	308	26531	341	40791	413	24391	433	28822	453
300	20914	150	50137	156	20915	164	20916	187	21924	210	20918	227	20919	251	20920	289	20921	320	20922	354	20923	425	20924	447	20925	468
350	25595	156	23146	163	21883	172	22367	195	50004	219	22852	237	20314	261	26532	300	50523	332	26533	367	29965	437	41226	460	41233	482
400	20926	162	28689	170	20927	179	20928	203	20929	227	20650	247	20931	272	20932	312	20933	344	20934	381	20935	450	20936	474	20937	497
450	26254	168	29187	176	22366	186	22800	211	50404	236	50405	257	50407	283	50499	323	29589	356	28349	394	50501	462	26567	487	24486	511
500	22758	173	23206	183	20939	194	22208	218	20941	245	20942	267	20943	294	24296	335	20945	368	25410	407	20947	474	20948	500	20949	526
550	26381	179	41192	190	28688	201	26243	226	41201	253	29564	277	24809	304	41207	346	41209	380	41213	420	41219	487	41227	514	41234	541
600	20956	185	28431	196	20957	208	20958	234	20959	262	20960	287	20961	315	20962	358	20963	391	20964	434	20965	499	20966	527	20967	555
650	26141	191	41193	203	26087	216	25862	242	28716	271	23017	297	41206	326	22376	369	41210	403	41214	447	41220	511	41228	540	23199	570
700	41188	197	41194	210	50013	223	22132	250	22131	279	25669	307	23228	337	41208	381	29585	415	21355	460	41221	524	41229	554	41235	584
750	26346	202	50619	217	41197	231	24951	258	23051	288	22965	317	40237	348	25642	392	24955	427	21754	473	41222	536	41230	567	41236	599
800	20968	208	25560	223	50673	238	20970	265	20971	297	21903	327	20973	358	20974	404	20975	439	41215	487	20977	549	20978	581	20979	613
850	41189	214	25561	230	41198	245	22163	273	41202	305	41204	337	24833	369	24835	415	25111	451	41216	500	41223	561	41231	594	41237	628
900	41190	220	41195	237	41199	253	22162	281	24283	314	21901	347	24834	380	22395	426	41211	463	41217	513	41224	573	22982	607	41238	643
950	41191	226	41196	243	41200	260	25966	289	41203	323	41205	357	40111	391	24836	438	41212	475	41218	526	41225	586	41232	621	41239	657
1000	20980	231	25607	250	20981	267	21878	297	20983	331	20985	367	26215	402	20986	449	20987	487	20988	540	20989	598	20990	634	20991	672

The prices shown above indicate our Recommended Retail Prices (RRP). To calculate the cost of a TR version of a connector or to add Rings, please refer to the 'Add-ons' pages.

FM1 Breather

Woven polyester breather bag for venting contained vessels

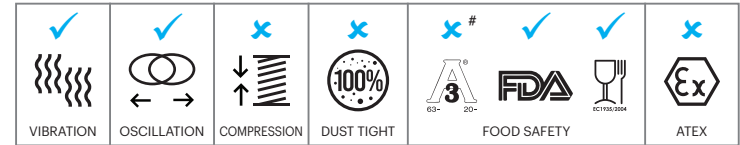


- Designed for breathing applications such as venting hoppers and other contained vessels
- The BFM® breather may become required as the BFM® connectors create a 100% sealed system.

PHYSICAL PROPERTIES:

Material	100% woven polyester needlefelt	
Weight (±10%)	550g/m ² / 16.22oz/yd ²	
Operating Temp Range	-20 - 130 °C / -4 - 266 °F (surge to 150 °C / 302 °F)	
Air Permeability	(cm ³ /cm ² /sec@125Pa)	(ft ³ /ft ² /min@0.5" wg)
	17	33

Maximum Diameter:	650mm
Maximum Length (≤ Ø650mm):	1,000mm
Available with SS Rings?	No
Available with Plastic Rings?	No
Available as TR (Tool Release) option?	Yes



All BFM® fitting connectors comply with 3-A 60-64 Sanitary Fittings

DIA:	Ø100mm		Ø125mm		Ø150mm		Ø200mm		Ø250mm		Ø300mm		Ø350mm		Ø400mm		Ø450mm		Ø500mm		Ø550mm		Ø600mm		Ø650mm	
LENGTH: (mm)	Part No:	RRP NZ\$:	Part No:	RRP NZ\$:	Part No:	RRP NZ\$:	Part No:	RRP NZ\$:	Part No:	RRP NZ\$:	Part No:	RRP NZ\$:	Part No:	RRP NZ\$:	Part No:	RRP NZ\$:	Part No:	RRP NZ\$:	Part No:	RRP NZ\$:	Part No:	RRP NZ\$:	Part No:	RRP NZ\$:	Part No:	RRP NZ\$:
100	30544	158	30711	164	30553	169	30562	176	30546	184	30612	200	30807	208	31234	270	30608	316	30654	393	31421	483	31422	510	31424	541
150	30534	158	30668	164	30566	171	30590	177	30716	184	30635	200	30632	209	31235	273	30669	316	31254	397	31426	490	31441	517	31455	548
200	30528	158	30533	164	30569	171	30530	178	30602	186	30629	200	30630	211	30572	276	30689	317	31255	402	31427	497	31167	524	31456	555
250	30540	158	30576	165	30586	173	30601	185	30588	189	30607	201	31229	213	31236	285	31243	318	30805	406	31428	504	31442	531	31457	563
300	30517	160	30525	166	30258	176	30334	186	30545	189	30615	201	30631	216	30604	294	31244	319	30532	407	31429	511	31443	538	31458	570
350	30661	168	30625	169	30600	176	30535	187	30624	195	30637	202	31207	218	31237	296	31245	320	31256	417	31430	518	31444	545	31459	578
400	30589	171	30702	172	30542	177	30567	188	30537	197	30551	202	31022	219	31238	299	30955	321	31201	427	31431	525	31445	552	31460	585
450	30568	172	30666	185	30585	196	30656	207	30791	233	31206	242	31004	254	31239	317	30593	328	31257	438	31432	532	31446	559	31461	593
500	30515	193	30640	198	30548	204	30539	208	30513	233	30557	246	30667	261	30559	326	30598	341	30597	448	31433	539	31447	566	31462	600
550	31200	195	31214	202	30616	210	30606	224	30963	233	30937	249	31230	261	30704	339	31246	343	30623	457	31434	546	31448	573	31463	608
600	30571	196	30854	210	30583	210	30580	224	30541	234	30717	249	30985	261	31240	340	31247	344	30840	464	31435	553	30543	580	31464	615
650	30718	196	31215	210	30610	210	30662	224	30783	234	30619	251	31231	262	31241	341	31248	345	31258	470	31436	560	31449	587	31465	623
700	32190	201	31216	210	30878	210	30688	240	30660	240	30646	253	30956	264	31242	343	32110	347	30671	475	30577	567	31450	594	31466	630
750	30757	211	31217	211	30621	211	30645	240	30524	240	30676	255	31232	271	30850	344	31249	363	31259	481	30574	574	31451	601	31467	638
800	30613	211	31218	211	30614	211	30563	242	30633	243	30558	256	30971	274	30560	348	31250	380	31260	486	31437	581	30651	608	31468	645
850	31210	217	31219	243	30611	243	31222	253	31224	254	31227	277	31182	295	31183	358	31251	396	31261	492	31438	588	31452	615	31469	653
900	31211	222	31220	246	30581	274	30659	275	31225	278	32116	297	31181	314	30808	365	32109	413	31262	497	31439	596	31453	622	31470	660
950	31212	227	31221	250	31180	274	31223	276	31226	279	31228	299	31233	315	31190	374	31252	429	31263	502	31440	604	31454	629	31296	665
1000	32091	231	30674	253	30675	274	30617	277	30564	281	30626	300	30591	316	30677	382	31253	444	30650	506	30516	611	31423	635	31289	671

The prices shown above indicate our Recommended Retail Prices (RRP). To calculate the cost of a TR version of an FM1 Breather Bag, please refer to the 'Add-ons' page 6.

Blanking Cap (Seeflex 040E)

Prevents contamination/used as sight-glasses




- Used to prevent contamination during clean down or change-over.
- They protect products and prevent dust emission into the factory.
- Ideal as sight-glasses for sifters, and other equipment.

Maximum Diameter: 1,650mm
Available as TR (Tool Release) option? Yes (≤ 650mm)

PHYSICAL PROPERTIES:

Material	Ether-based thermoplastic polyurethane alloy
Wall Thickness (±10%)	0.9mm / 1/32 inch
Operating Temp Range	-25 to 110°C / -13 to 230°F (surge to 120°C to 248°F)
Height (Length)	30mm (1 1/16")



DIA:	Ø100mm		Ø125mm		Ø150mm		Ø200mm		Ø250mm		Ø300mm		Ø350mm		Ø400mm		Ø450mm		Ø500mm		Ø550mm	
	Part No:	RRP NZ\$:	Part No:	RRP NZ\$:	Part No:	RRP NZ\$:	Part No:	RRP NZ\$:	Part No:	RRP NZ\$:	Part No:	RRP NZ\$:	Part No:	RRP NZ\$:	Part No:	RRP NZ\$:	Part No:	RRP NZ\$:	Part No:	RRP NZ\$:	Part No:	RRP NZ\$:
	20750	136	20761	142	20751	146	20752	157	20709	171	20753	194	20754	226	20755	266	20756	286	20757	347	20758	429

DIA:	Ø600mm		Ø650mm		Ø700mm		Ø750mm		Ø800mm		Ø850mm		Ø900mm		Ø950mm		Ø1,000mm		Ø1,050mm		Ø1,100mm	
	Part No:	RRP NZ\$:	Part No:	RRP NZ\$:	Part No:	RRP NZ\$:	Part No:	RRP NZ\$:	Part No:	RRP NZ\$:	Part No:	RRP NZ\$:	Part No:	RRP NZ\$:	Part No:	RRP NZ\$:	Part No:	RRP NZ\$:	Part No:	RRP NZ\$:	Part No:	RRP NZ\$:
	20759	464	20760	487	21865	842	22868	859	21476	866	25086	879	28285	904	60013	938	21866	1134	24667	1220	21867	1245

DIA:	Ø1,150mm		Ø1,200mm		Ø1,250mm		Ø1,300mm		Ø1,350mm		Ø1,400mm		Ø1,450mm		Ø1,500mm		Ø1,550mm		Ø1,600mm		Ø1,650mm	
	Part No:	RRP NZ\$:	Part No:	RRP NZ\$:	Part No:	RRP NZ\$:	Part No:	RRP NZ\$:	Part No:	RRP NZ\$:	Part No:	RRP NZ\$:	Part No:	RRP NZ\$:	Part No:	RRP NZ\$:	Part No:	RRP NZ\$:	Part No:	RRP NZ\$:	Part No:	RRP NZ\$:
	22382	1330	25197	1387	22345	1455	29391	1552	26468	1624	40402	1693	24668	1761	24576	1995	40403	2076	26743	2155	28202	2246



The prices shown above indicate our Recommended Retail Prices (RRP). To calculate the cost of a Tool Release version of a Blanking Cap, please refer to the 'Add-ons' page 6.

Blanking Bin (Seeflex 040E)

Ideal for sifter oversize collection bins

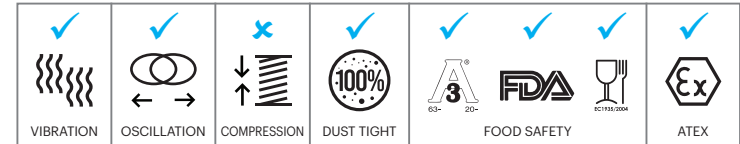


- Used for collecting overs/reject product on sifters/sieves etc.
- Can be lined with plastic bags for easy disposal of reject product.
- Allows for visibility of product full level and reject consistency.

PHYSICAL PROPERTIES:

Material	Seeflex ether-based thermoplastic polyurethane
Wall Thickness (±10%)	0.9mm / 1/32 inch
Operating Temp Range	-25 to 110°C / -13 to 230°F (surge to 120°C to 248°F)
Height (Length)	30mm (1 1/16")

Maximum Diameter:	1,650mm
Maximum Length:	1,000mm
Available with SS Rings:	Yes (≤ Ø500mm)
Available with Plastic Rings:	No
Available as TR (Tool Release) option?	Yes (≤ Ø650mm)



DIA:	Ø100mm		Ø125mm		Ø150mm		Ø200mm		Ø250mm		Ø300mm		Ø350mm		Ø400mm		Ø450mm		Ø500mm		Ø550mm		Ø600mm		Ø650mm	
LENGTH: (mm)	Part No:	RRP NZ\$:	Part No:	RRP NZ\$:	Part No:	RRP NZ\$:	Part No:	RRP NZ\$:	Part No:	RRP NZ\$:	Part No:	RRP NZ\$:	Part No:	RRP NZ\$:	Part No:	RRP NZ\$:	Part No:	RRP NZ\$:	Part No:	RRP NZ\$:	Part No:	RRP NZ\$:	Part No:	RRP NZ\$:	Part No:	RRP NZ\$:
100	25117	218	29059	233	22733	255	24323	266	22732	293	24437	339	25868	359	26258	463	27033	525	26129	606	29568	668	27032	734	40397	799
150	22851	223	21852	240	25630	263	21709	278	28216	308	21589	357	26194	381	28011	485	24451	549	40474	633	40487	697	40504	765	40521	832
200	21576	228	23022	246	22744	271	24360	290	25350	324	22546	375	26193	402	26709	507	40461	573	29222	659	25870	726	40505	796	40522	865
250	24779	232	22352	252	21309	278	25379	302	24450	339	23039	393	28226	424	40444	529	40462	597	40476	685	40489	755	40506	826	40523	899
300	21967	237	22161	259	21458	286	22878	313	26319	354	25869	411	25842	446	27125	551	50510	621	26624	712	40490	784	40507	857	40524	932
350	21170	242	21804	265	24774	294	60020	325	26176	370	40434	430	25843	468	40445	573	40464	645	40477	738	40491	813	40508	888	40525	965
400	21520	247	22353	271	24638	301	21171	337	23207	385	28530	448	25241	490	29004	595	21908	669	24531	765	40492	842	40509	919	40526	999
450	22946	252	26467	278	22742	309	22231	349	26454	401	22042	466	26200	512	24464	617	28942	693	40479	791	40493	870	40510	950	40527	1032
500	22716	257	22212	284	22528	317	21791	361	22885	416	25199	484	25844	534	24938	639	26334	717	28874	817	40494	899	40511	981	40528	1066
550	22717	262	40423	290	24755	325	26598	372	27052	432	26950	502	40438	556	40455	661	40467	741	40480	844	40495	928	40512	1012	40529	1099
600	60012	267	24563	297	24306	332	22088	384	22530	447	22087	520	22487	578	24939	682	40468	765	28332	870	40496	957	40513	1043	40530	1132
650	26789	272	26798	303	24777	340	24456	396	40432	463	28702	538	40439	600	26337	704	40469	790	40481	897	40497	986	40514	1074	40531	1166
700	40415	276	26478	309	60017	348	22760	408	25210	478	28068	557	24727	622	25388	726	40470	814	40482	923	40498	1015	40515	1105	40532	1199
750	27126	281	40427	316	25327	355	28514	420	21719	494	28151	575	40440	644	40457	748	24970	838	28072	949	40499	1044	40516	1136	40533	1232
800	25425	286	29198	322	22759	363	22787	431	23156	509	24346	593	26540	666	25394	770	40472	862	40483	976	40500	1073	40517	1167	40534	1266
850	25753	291	40428	329	29600	371	22756	443	29039	525	40435	611	40441	688	24776	792	40473	886	40484	1002	40501	1102	40518	1198	40535	1299
900	40417	296	40429	335	25663	378	26014	455	26013	540	25692	629	25780	710	40459	814	25186	910	40485	1029	40502	1131	40519	1228	40536	1332
950	40418	301	40430	341	29250	386	28446	467	24794	555	25727	647	40443	732	40460	836	29674	934	40486	1055	40503	1160	40520	1259	40537	1366
1000	60026	306	29038	348	60027	394	60028	479	25892	571	25057	666	40385	754	40389	858	28772	958	40391	1081	40398	1189	40406	1290	40407	1399

The prices shown above indicate our Recommended Retail Prices (RRP). To calculate the cost of a Tool Release version or to add Rings, please refer to the 'Add-ons' page 6.

Kevlar Cover

Flame resistant cover to reduce the risk of consequential fires



- Typically used in over pressure and potentially explosive applications.
- Designed to fit over existing connectors and tightened onto the BFM® spigot using butterfly clamps.

Maximum Diameter: 1,650mm
Maximum Length: 1,000mm
Available with SS Rings? No
Available with Plastic Rings? No

PHYSICAL PROPERTIES:

Material	Woven Kevlar (Aramid) fibre
Weight (±10%)	447g/m ² / 13.2oz/yd ²
Max. Operating Temp	260°C / 500°F (surge to 300°C / 572°F) (NB: Limited to max. operating temperature of connector underneath)

VIBRATION	OSCILLATION	COMPRESSION	DUST TIGHT	FOOD SAFETY	ATEX

* Does not come in contact with product therefore can be used in conjunction with a 3A certified inner connector

Additional sizes are available up to 1,650mm diameter.

DIA:	Ø100mm		Ø125mm		Ø150mm		Ø200mm		Ø250mm		Ø300mm		Ø350mm		Ø400mm		Ø450mm		Ø500mm		Ø550mm		Ø600mm		Ø650mm	
LENGTH: (mm)	Part No:	RRP NZ\$:	Part No:	RRP NZ\$:	Part No:	RRP NZ\$:	Part No:	RRP NZ\$:	Part No:	RRP NZ\$:	Part No:	RRP NZ\$:	Part No:	RRP NZ\$:	Part No:	RRP NZ\$:	Part No:	RRP NZ\$:	Part No:	RRP NZ\$:	Part No:	RRP NZ\$:	Part No:	RRP NZ\$:	Part No:	RRP NZ\$:
80	80273	468	80274	476	80049	483	80130	499	80137	518	80136	532	80135	538	80131	562	80327	595	80141	628	80345	660	80133	693	80134	729
100	80044	468	80123	476	80089	483	80022	499	80068	518	80030	532	80031	538	80098	562	80099	595	80041	628	80055	660	80122	693	80077	729
150	80026	481	80124	491	80025	501	80034	537	80086	557	80023	580	80011	602	80043	625	80085	667	80058	708	80162	749	80016	780	80079	822
200	80045	496	80109	508	80050	518	80002	537	80027	557	80003	580	80057	602	80029	625	80061	667	80004	708	80013	749	80028	780	80095	822
250	80145	511	80275	526	80108	536	80071	556	80090	583	80129	610	80180	636	80069	663	80174	707	80054	751	80175	795	80173	831	80176	877
300	80046	527	80246	544	80019	553	80018	576	80020	610	80021	640	80172	671	80103	701	80212	748	80116	794	80117	841	80118	881	80114	932
350	80263	542	80276	562	80210	571	80119	595	80226	636	80190	671	80177	705	80104	739	80239	789	80217	837	80346	886	80249	932	80231	988
400	80047	557	80277	580	80248	588	80084	615	80216	663	80150	701	80036	739	80017	777	80037	829	80009	880	80347	932	80359	982	80369	1043
450	80264	572	80278	597	80289	606	80297	634	80148	689	80107	732	80208	774	80235	816	80328	870	80163	923	80348	978	80144	1033	80214	1098
500	80048	588	80279	615	80051	623	80052	654	80053	716	80311	762	80065	808	80066	854	80067	911	80243	966	80349	1023	80170	1084	80370	1153
550	80265	603	80280	633	80186	641	80298	673	80300	742	80386	792	80230	843	80183	892	80329	952	80337	1009	80350	1069	80360	1134	80371	1209
600	80222	618	80281	651	80236	658	80229	693	80038	769	80205	823	80178	877	80070	930	80330	992	80338	1052	80351	1115	80361	1185	80372	1264
650	80266	633	80282	669	80290	676	80299	713	80302	795	80312	853	80211	912	80322	968	80331	1033	80339	1095	80352	1161	80362	1235	80223	1319
700	80267	649	80283	686	80291	693	80221	732	80305	822	80313	884	80191	946	80152	1006	80153	1074	80340	1137	80353	1206	80363	1286	80373	1374
750	80268	664	80284	704	80292	711	80301	752	80306	849	80014	914	80097	981	80101	1045	80332	1114	80096	1180	80354	1252	80364	1337	80374	1430
800	80269	679	80285	722	80293	728	80181	771	80106	875	80314	944	80318	1015	80323	1083	80333	1155	80341	1223	80355	1298	80365	1387	80375	1485
850	80270	694	80286	740	80294	746	80234	791	80307	902	80315	975	80319	1049	80324	1121	80334	1196	80342	1266	80356	1343	80366	1438	80376	1540
900	80271	710	80287	758	80295	764	80303	810	80308	928	80316	1005	80320	1084	80325	1159	80335	1236	80343	1309	80357	1389	80367	1488	80377	1596
950	80272	725	80288	775	80296	781	80304	830	80309	955	80317	1036	80321	1118	80326	1197	80336	1277	80344	1352	80358	1435	80368	1539	80378	1651
1000	80252	740	80032	793	80253	799	80254	849	80128	981	80255	1066	80256	1153	80257	1235	80258	1317	80259	1399	80260	1481	80261	1590	80262	1706

The prices shown above indicate our Recommended Retail Prices (RRP).

Black-out Cover

Designed for light sensitive applications, fits over our entire connector range.



- The cover cuts out all light and is for use in light sensitive areas
- Designed to fit over existing BFM® connectors.
- Easy to install and no tools are required.

PHYSICAL PROPERTIES:

Material	Polypropylene (wire used for the holders is 6mm 304 stainless steel)
Weight (±10%)	207 g/m ² / 6.1 oz/yd ²
Max. Operating Temp	95°C / 203°F

Maximum Diameter:	1,650mm
Maximum Length:	1,000mm
Available with SS Rings?	No
Available with Plastic Rings?	No

VIBRATION	OSCILLATION	COMPRESSION	DUST TIGHT	FOOD SAFETY	ATEX

* Does not come in contact with product therefore can be used in conjunction with a 3A certified inner connector

Additional sizes are available up to 1,650mm diameter.

DIA:	Ø100mm		Ø125mm		Ø150mm		Ø200mm		Ø250mm		Ø300mm		Ø350mm		Ø400mm		Ø450mm		Ø500mm		Ø550mm		Ø600mm		Ø650mm	
LENGTH: (mm)	Part No:	RRP NZ\$:	Part No:	RRP NZ\$:	Part No:	RRP NZ\$:	Part No:	RRP NZ\$:	Part No:	RRP NZ\$:	Part No:	RRP NZ\$:	Part No:	RRP NZ\$:	Part No:	RRP NZ\$:	Part No:	RRP NZ\$:	Part No:	RRP NZ\$:	Part No:	RRP NZ\$:	Part No:	RRP NZ\$:	Part No:	RRP NZ\$:
80	60057	424	60214	432	60188	438	60184	453	60032	470	60034	483	60037	488	60311	510	60325	539	60189	569	60352	599	60078	629	60381	661
100	60108	424	60234	432	80245	438	60058	453	60033	470	60035	483	60038	488	60039	510	60061	539	60044	569	60074	599	60076	629	60060	661
150	60097	436	60235	445	60046	454	60056	487	60066	505	60036	526	60086	546	60040	567	60201	604	60065	642	60055	679	60219	707	60215	745
200	60220	450	60236	461	60182	470	60030	487	60031	505	60042	526	60048	546	60049	567	60102	604	60045	642	60202	679	60043	707	60187	745
250	60221	464	60237	477	60104	486	60105	505	60073	529	60068	553	60081	577	60064	601	60218	641	60067	682	60353	721	60367	753	60382	795
300	60080	478	60238	493	60178	502	60216	522	60089	553	60287	581	60213	608	60312	636	60099	678	60339	721	60354	762	60368	799	60383	846
350	60222	491	60239	510	60179	518	60262	540	60274	577	60209	608	60300	639	60106	671	60103	715	60340	760	60355	804	60075	845	60384	896
400	60223	505	60240	526	60180	533	60053	558	60275	601	60288	636	60072	671	60088	705	60326	751	60341	799	60356	845	60369	891	60385	946
450	60224	519	60241	542	60253	549	60263	575	60276	625	60289	664	60217	702	60313	740	60327	789	60342	838	60357	887	60370	937	60386	996
500	60183	533	60242	558	60490	565	60264	593	60098	649	60290	691	60181	733	60314	774	60328	825	60343	877	60191	928	60371	983	60493	1046
550	60054	547	60243	574	60491	581	60265	611	60277	673	60291	719	60301	764	60315	809	60329	862	60344	916	60358	970	60372	1029	60387	1096
600	60225	561	60244	590	60254	597	60266	629	60278	697	60292	746	60302	796	60316	844	60330	899	60194	955	60192	1011	60205	1075	60193	1146
650	60226	574	60245	606	60255	613	60267	646	60279	721	60293	774	60303	827	60317	878	60331	936	60345	994	60359	1053	60373	1120	60388	1196
700	60227	588	60246	623	60256	629	60063	664	60280	746	60294	801	60304	858	60318	913	60332	972	60346	1033	60360	1094	60374	1166	60389	1247
750	60228	602	60247	639	60257	645	60268	682	60281	770	60295	829	60305	889	60319	947	60333	1010	60203	1073	60361	1136	60375	1212	60204	1297
800	60229	616	60248	655	60258	661	60269	699	60282	794	60296	857	60306	921	60320	982	60334	1046	60347	1111	60362	1177	60376	1258	60391	1347
850	60230	630	60249	671	60259	677	60270	717	60283	818	60297	884	60307	952	60321	1017	60335	1084	60348	1151	60363	1219	60377	1304	60392	1397
900	60231	644	60250	687	60260	693	60271	735	60284	842	60210	912	60308	983	60322	1051	60336	1120	60349	1189	60364	1260	60378	1350	60393	1447
950	60232	658	60251	703	60185	708	60272	753	60285	866	60298	939	60309	1014	60323	1086	60337	1157	60350	1229	60365	1301	60379	1396	60394	1497
1000	60233	671	60252	719	60261	724	60273	770	60286	890	60299	967	60310	1046	60324	1120	60338	1196	60351	1271	60366	1343	60380	1442	60395	1547

The prices shown above indicate our Recommended Retail Prices (RRP).

Bulk Bag Loader

A three-layered, inflatable filling head featuring a stainless steel core fully encased in Seeflex ether-based urethane.



- Includes external air fitting that plugs into an 8mm pneumatic air line to inflate super strong & flexible outer layer.
- Top of loader simply snaps into a BFM® fitting spigot and features a fully encapsulated stainless steel ring to support lower end.
- All Bulk Bag Loaders are a standard length of 330mm.

PHYSICAL PROPERTIES:

Material	Seeflex -Ether-based thermoplastic polyurethane with stainless steel core
Wall Thickness (±10%)	0.9mm / 1/32 inch
Operating Temp Range	-25 to 110°C / -13 to 230°F (surge to 120°C to 248°F)
Surface Resistivity(Ohms)	10 ¹⁰

Maximum Diameter: 450mm
Available with SS Rings? No
Available with Plastic Rings? No



#All BFM® fitting connectors comply with 3-A 60-64 Sanitary Fittings

* Material only

DIA:	Ø150mm		Ø200mm		Ø250mm		Ø300mm		Ø350mm		Ø400mm		Ø450mm	
LENGTH: (mm)	Part No:	RRP NZ\$:	Part No:	RRP NZ\$:	Part No:	RRP NZ\$:	Part No:	RRP NZ\$:	Part No:	RRP NZ\$:	Part No:	RRP NZ\$:	Part No:	RRP NZ\$:
330mm*	305078	1430	305075	1485	304794	1540	304793	1595	304791	1650	302363	1705	304828	1815



The prices shown above indicate our Recommended Retail Prices (RRP).

BFM® GLOBAL LTD. | To order BFM® fitting products, please contact your local Distributor - you can find them at BFMfitting.com